

**EXPLORE  
THE WORLD OF**

**PHAIDON KIDS**

**ENJOY THIS COLLECTION OF  
FREE PRINTABLE ACTIVITIES  
INSPIRED BY SOME  
OF OUR MOST BELOVED  
CHILDREN'S BOOKS**


# TABLE OF CONTENTS




**PANCAKES! AN INTERACTIVE  
RECIPE BOOK  
PAGE 1**



**THE ART BOOK FOR  
CHILDREN  
PAGE 7**



**RAINBOWS IN BLOOM  
PAGE 2**



**BOOK OF DINOSAURS  
PAGE 9**



**SPOOKY CELEBRATIONS  
PAGE 3**



**BOOK OF FLIGHT  
PAGE 11**



**WHAT A SHELL CAN TELL  
PAGE 5**



**NOW MAKE THIS  
PAGE 12**

**VISIT PHAIDON.COM/KIDS TO EXPLORE OUR FULL LINE-UP  
OF EXCITING BOOKS**




# Perfect pancake

Draw around the dotted line to create your own perfect pancake, then color it in.



Color me!

Draw some tasty toppings





## Rainbows in Bloom comes to life!

**What you'll need:** scissors, paper and glue (optional)  
Recommended for ages 2–6

- ✦ Carefully cut out the twelve flowers below along the dotted lines.
  - ✦ Pick a flower cutout and look around the room. Can you find something that is the same color? Try to match each flower with something nearby.
  - ✦ Arrange the flower cutouts in the order of the rainbow. (For a helpful hint, turn to the back of the book!)
- Bonus activity:** grab paper and glue and use your flower cutouts to design your own garden!

gerbera daisy



rose



ginger



dahlia



tulip



pincushion protea



ranunculus



chrysanthemum



hydrangea



cornflower



anemone



statice







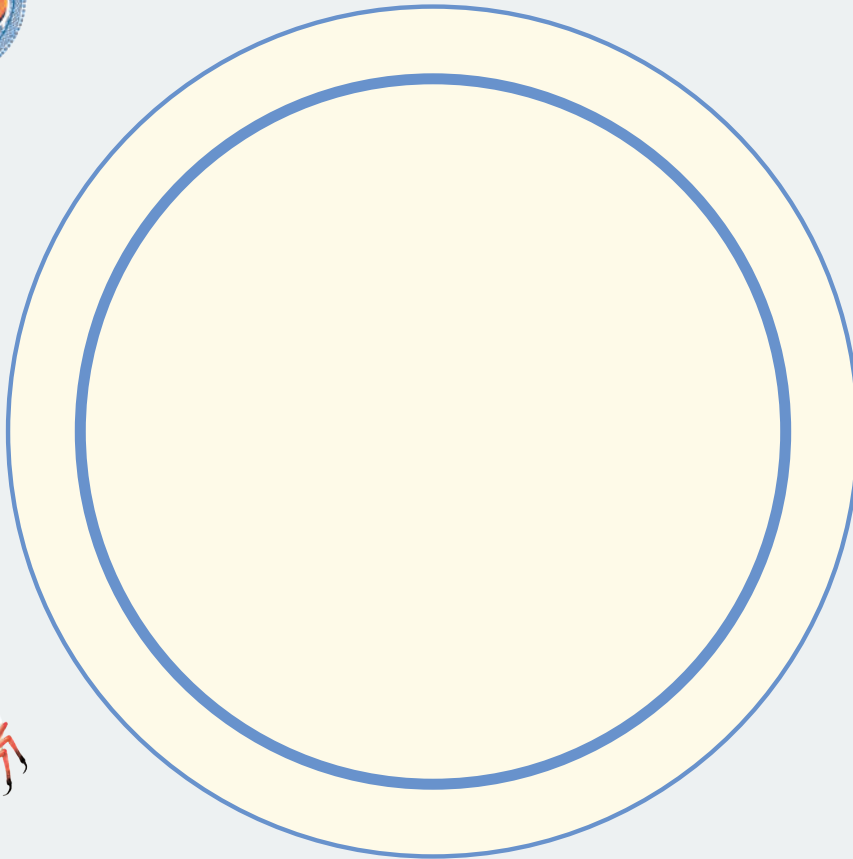
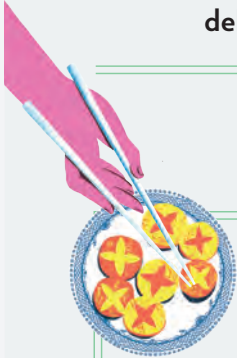
# FRIGHTENING FEASTS

SOUTH KOREA & CHINA



During **Chuseok** in South Korea, families cook traditional foods as offerings to their ancestors. In China, during **Zhongyuan**, people eat delicious dishes and leave empty seats around the table for hungry ghosts.

What meal would you serve to a ghostly guest?  
Fill the plate below with a meal fit for a famished spirit.



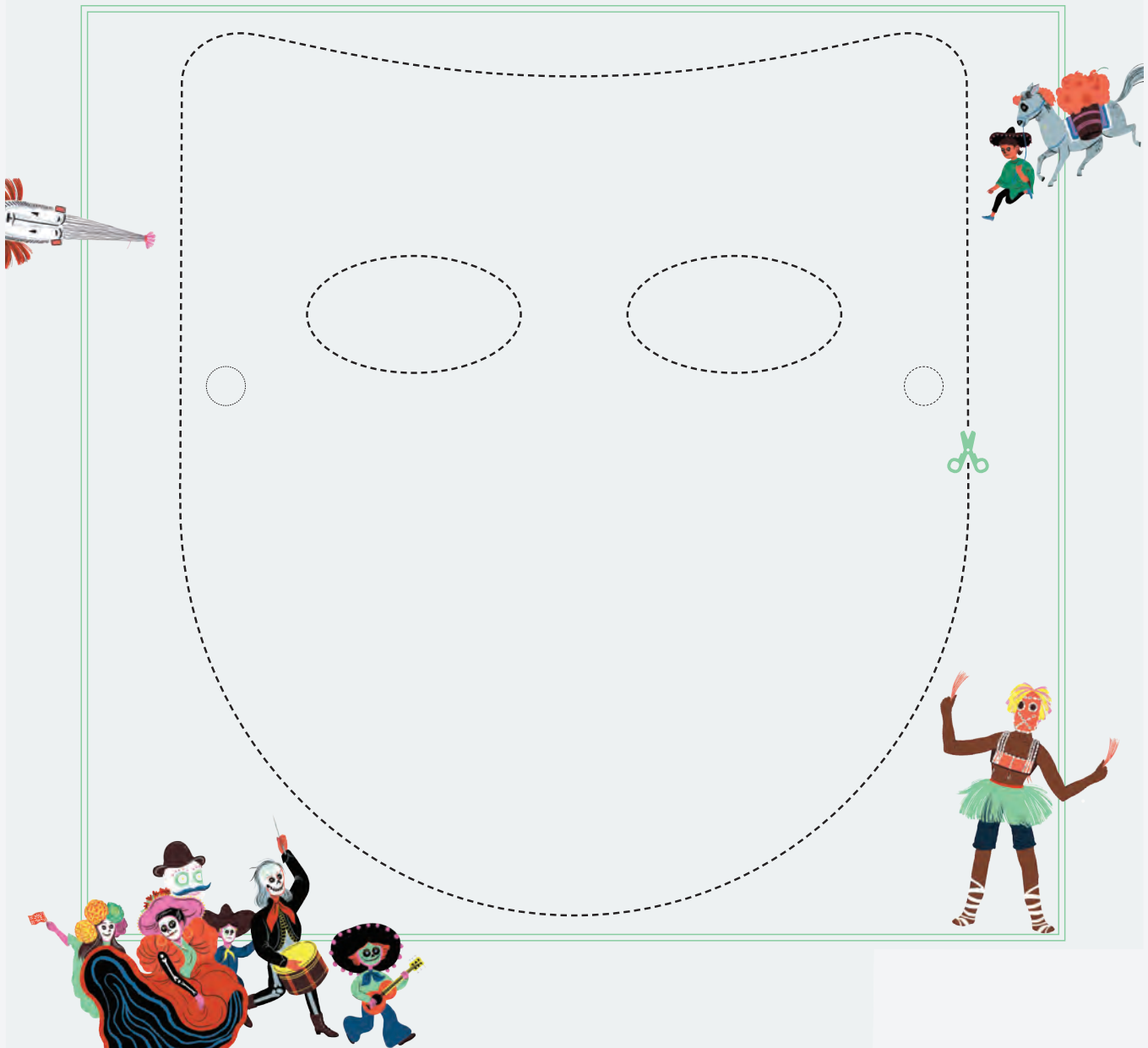


# MONSTROUS MASKS

MEXICO & MALI

In Mexico's **Día de Muertos**, people paint their faces to look like skulls. During Mali's **Fête des Masques**, people wear wooden masks to celebrate and honor the dead.

Using your favorite colors and materials, decorate your own mask below.  
Then, you can cut it out and wear it for the ultimate spooky costume!






## What a Shell Can Tell

### Design your own shell pattern!

A mollusk licks over its shell edge, 'drawing' patterns as it makes its shell bigger. Design your own shell patterns that stand out from the crowd. You could draw stripes or triangles, zigzags or spots, scribbles or squiggles!



It's a mystery why mollusks draw patterns on their shells! Scientists think mollusks might write messages to remind themselves of where they need to add more layers to their hard shells so that they don't grow all wonky and out of shape.

*Why not write a secret message in your pattern?*



# What a Shell Can Tell

## Be a Shell Detective

You can tell a lot about a shell from looking at it. On your next walk or trip to the beach, take a closer look at the shells you find. With these clues, what can you discover?



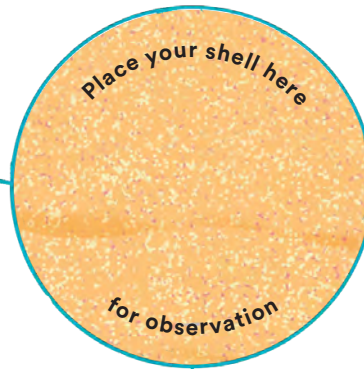
**SHAPE**  
Look at its shape.  
What type of shell is it?

---

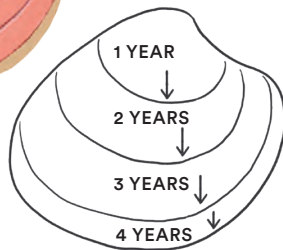



If it has a spiralling shape then it's a gastropod, which means 'stomach foot'.

If a shell comes in two parts that fit together then it's a bivalve, meaning 'two doors'.



**AGE**  
How old is your shell?



Some shells have rings or ridges that you can see or feel. Count the dark rings to tell how old it is.

**TEXTURE**  
Run your fingers over it.  
Is it rough or smooth or bumpy?



Bumpy and rough shells help seaweed and sponges grow to hide them from predators. Smooth shells can help snails dig into sand quickly.

*What else do you notice about your shell?*

---



---



# STITCHING STORIES

There are many ways to tell a story. You can write it down, say it out loud, or show it through art. Faith Ringgold shares stories by making quilts. Tell your story by drawing your own quilt below!

## FAITH RINGGOLD

Born: October 8, 1930 | New York City, USA

### KNOWN FOR

Black history, quilts, storytelling, women's stories

Faith Ringgold likes to make quilts because they are a special part of Black American traditions. Quilts can be made from scraps of fabric, old blankets, or clothes, which often hold meaningful memories.






# PORTRAITS WITH ANIMALS

Pets can be furry, feathered, slithery, or spiky.  
If you could have any animal as a pet, what would it be?  
Draw a self-portrait with your pet below!


## FRIDA KAHLO

Born: July 6, 1907 | Mexico City, Mexico

### KNOWN FOR

Self-portraits, pets, Mexican heritage

Frida Kahlo kept many pets in her home in Mexico, including monkeys, dogs, a parrot, and a fawn. They often appear in her paintings. In this painting, Kahlo has painted herself with her spider monkey, Fulang-Chang, and her dog, Señor Xolotl.





# If I had...

What things would you do if you had traits like some of the dinosaurs in the book?  
Use your imagination to complete each sentence.  
Challenge yourself and draw your response on a separate sheet of paper!



If I had the sharpest eyesight like the *velociraptor*, I would look for...

.....  
.....  
.....



If I had the toughest armor like the *ankylosaurus*, I would explore...

.....  
.....  
.....



If I had the noisiest call like the *parasaurolophus*, I would send a message to someone to say...

.....  
.....  
.....





# Guess Who I Am?

Match the dinosaur to one of their special features by drawing a line from the fact, to the image, to the dinosaur name.

## Biggest Belly

HINT: My stomach was big enough to stack two orcas. I needed this big stomach to store the 1,000 pounds of plants I ate each day.



*Tyrannosaurus*

## Strongest bite

HINT: My bite was twice as strong as a crocodile's and 12 times as powerful as a lion's. I gulped down chunks of *Triceratops*.



*Kentrosaurus*

## Spikiest tail

HINT: I was covered in spikes from head to tail. My tail spikes were sharp enough to pierce through armor.



*Limusaurus*

## Fewest Teeth


HINT: I was born with a full mouth of sharp teeth. But I lost them as a teenager and grew a beak. So long, chompers!



*Argentinosaurus*



# GUESS WHO?



Draw a line connecting the record-breaking animal to its animal fact.

I lay thousands of eggs on drifting patches of kelp beds.


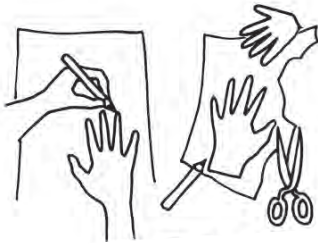
I migrate throughout South America in search of the best brine shrimp.

I live in the thick forests of southern India.







# INSTRUCTIONS



1. Trace around the hands of each member of your family on card and cut them out. These will be your hand templates. Trace each of the templates twice onto different coloured felts, then cut them out.

2. To make the eye clouds, cut out two larger cloud shapes, and eight additional circles. For the larger circles cut out two circles that fit into the cloud, and six additional smaller circles for the inside of the eye.




3. Cut the string into 4-5 pieces, each between 6-12 in long. Glue one end of a piece of string to a coin and then glue the coin onto the middle of a cloud or hand template and tape over it. Then glue a matching felt cloud or hand cutout onto the card, over the coin and string. Paste the other matching felt cloud or hand onto the other side of the card, so both sides are covered in felt. Complete the cloud by glueing eye parts on both sides.

string by taping them in place, then glue on the matching felt pieces. Repeat steps 3 and 4 on the other pieces of string.

4. Add a few other card templates (hands or clouds) onto your

5. Tie a fresh piece of string to the middle of your branch.



This is the string from which your mobile will hang.

6. Lay your branch on the floor and arrange the decorated

strings along the branch. Try to balance out the weight so that when you hang the mobile, one side isn't heavier than the other. Tie the strings tightly to the branch. Now it's ready to be hung!



---

**PHAIDON KIDS IS A GLOBAL PUBLISHER OF BESTSELLING, GROUNDBREAKING, AND CRITICALLY ACCLAIMED CHILDREN'S BOOKS ON A RANGE OF TOPICS – FROM ASTRONOMY AND THE NATURAL WORLD, TO COOKING AND THE CREATIVE ARTS.**



phaidonkids | 20

---

**VISIT [PHAIDON.COM/KIDS](https://www.phaidon.com/kids) TO EXPLORE OUR FULL LINE-UP OF EXCITING BOOKS**